

Poland

HIV/AIDS, TB Updates

NDPHS
HIV/AIDS & AI
Helsinki, 2019

Strategic documents on HIV/AIDS

- *The National Program for Combating AIDS and Preventing HIV Infections for 2017-2021*

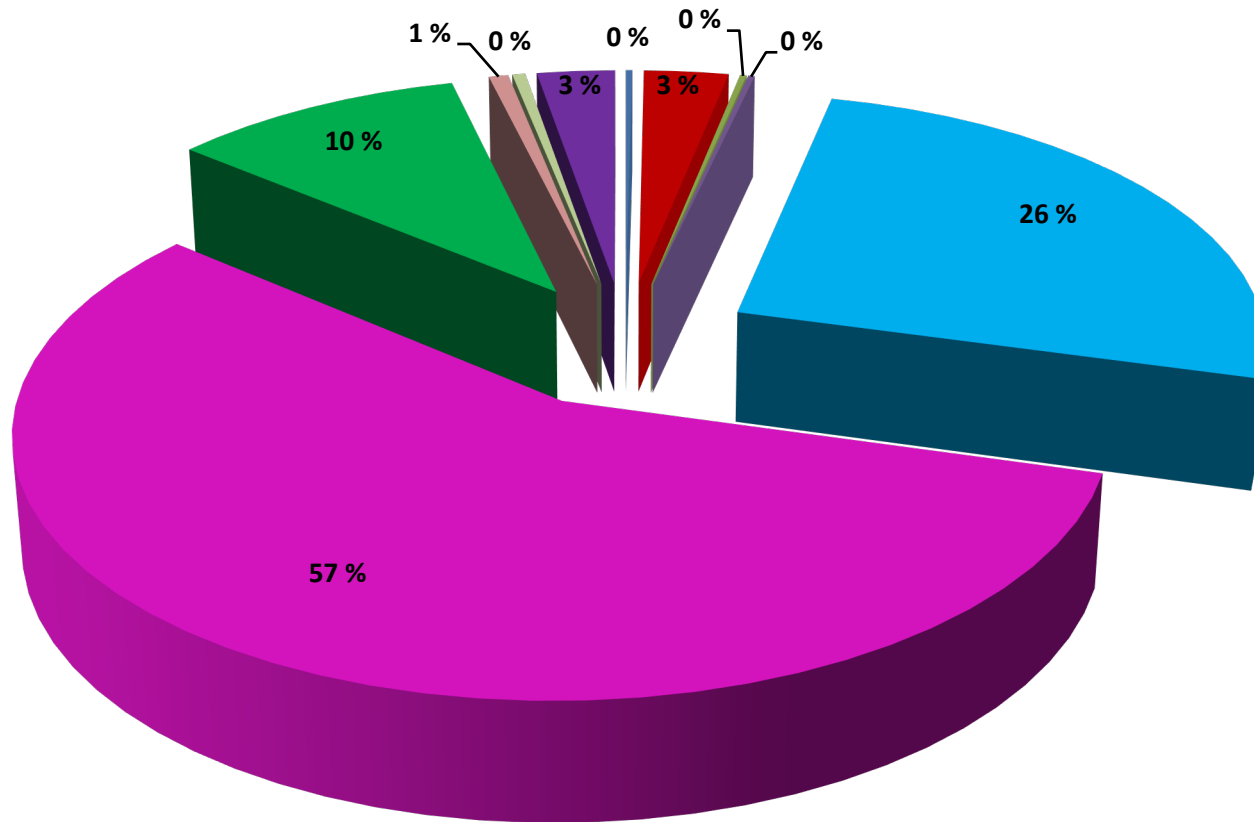
Prepared with participation and contribution of all related Stakeholders, including Civil Society organizations

- *The Program of Health Policy of MoH for ARV Treatment 2017-2021*

HIV/AIDS in Poland

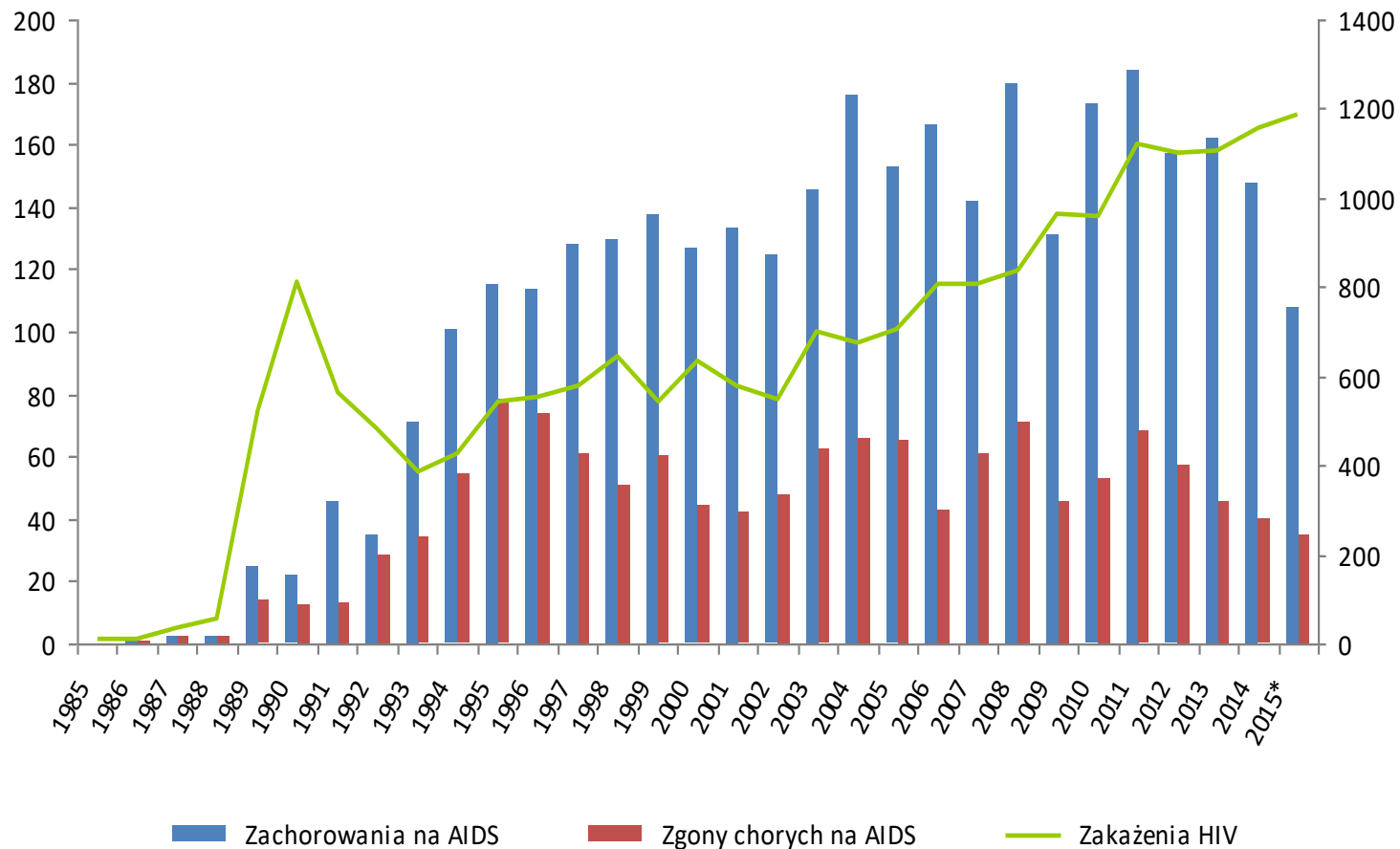
- Over 22 th HIV since 1985
- 20 th-35 th estimated number,
- 3223 cases of AIDS,
- 1296 deaths from AIDS,
- Prewalence 0,1% (WHO)

Routs of HIV infection, VCT, 2016

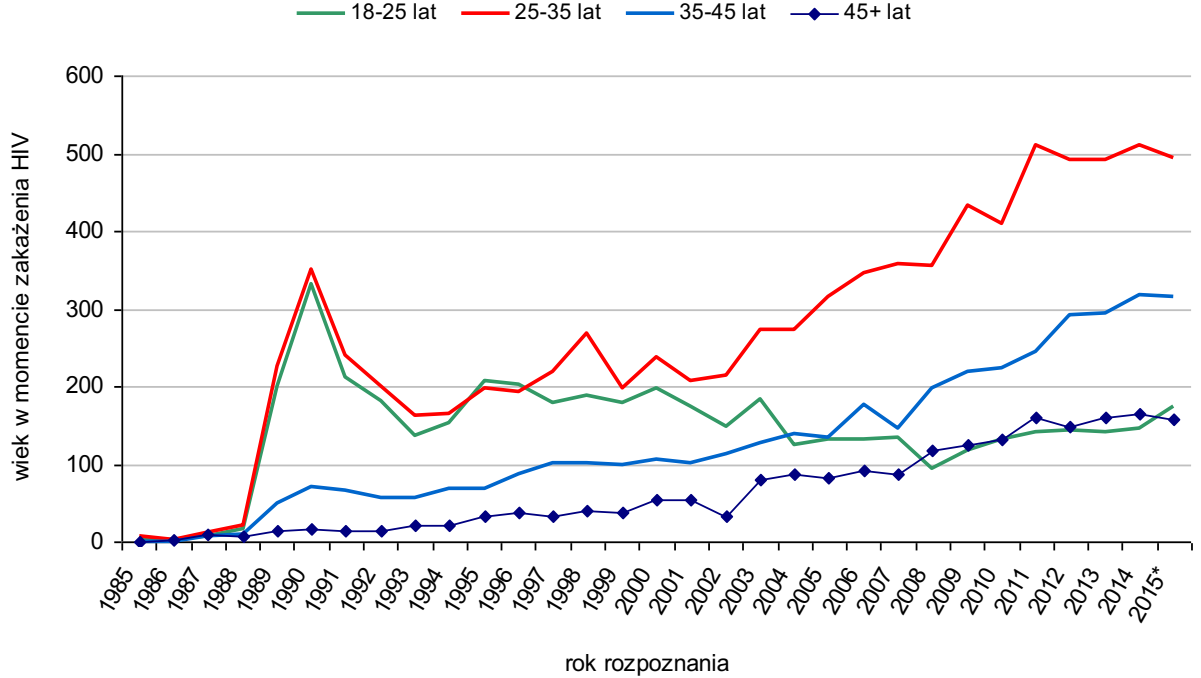


■ IDU ■ IDU+hetero ■ IDU+homo ■ IDU+bi ■ heteroseksualne ■ homoseksualne ■ biseksualne ■ ciąża ■ krew ■ krew+seks

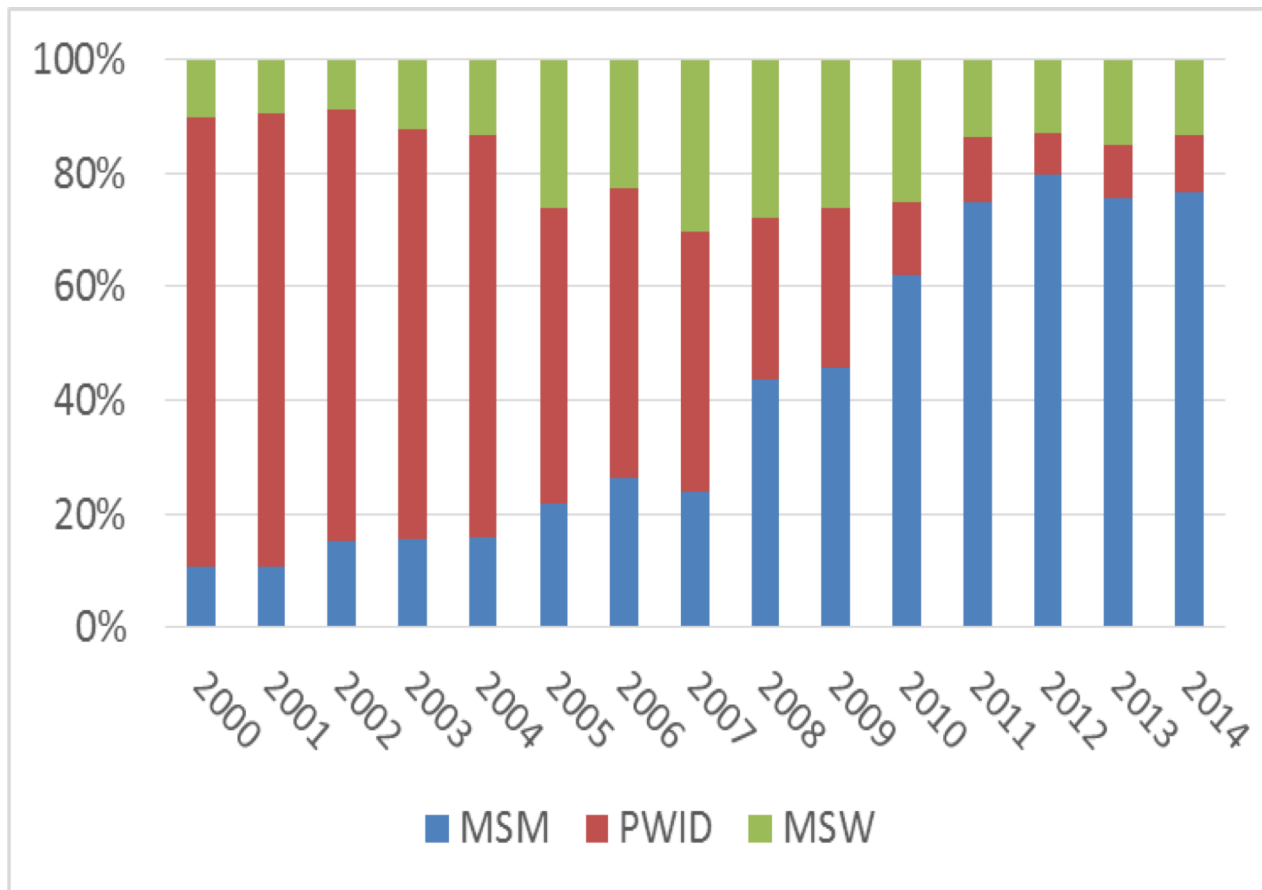
HIV, AIDS and deaths from, by year



HIV in Poland, by year and age



HIV, ROUTES OF INFECTION



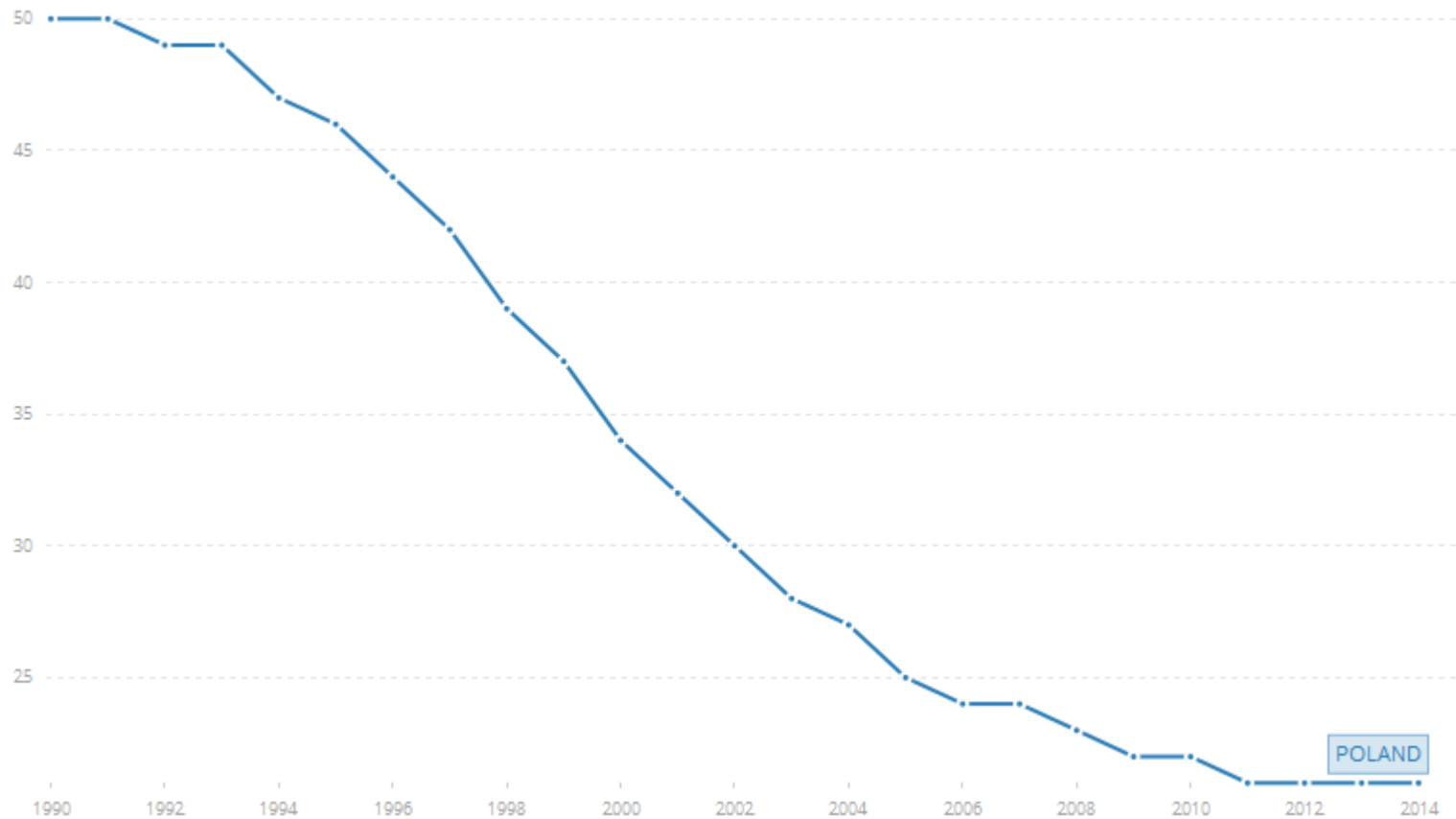
TB in Poland

- The incidence of TB has decreased during the last decade by nearly 30% to the level of 18,6 new cases per 100 000 of the population in 2013, but still, it is higher than the average in EU countries.
- Last years the highest incidence occurred in older age groups (av.53,5 y.o). The greatest percentage of TB-infected people is found in the age group 45–64. The incidence of tuberculosis increased with age to 33,7 among patients 65 years old and older. The mean age of TB patients was 53,5 years and was higher in men.
- Positive characteristic also when compared with the situation in many EU countries is the low incidence of tuberculosis in children and the low percentage of patients with m drug-resistant tuberculosis.

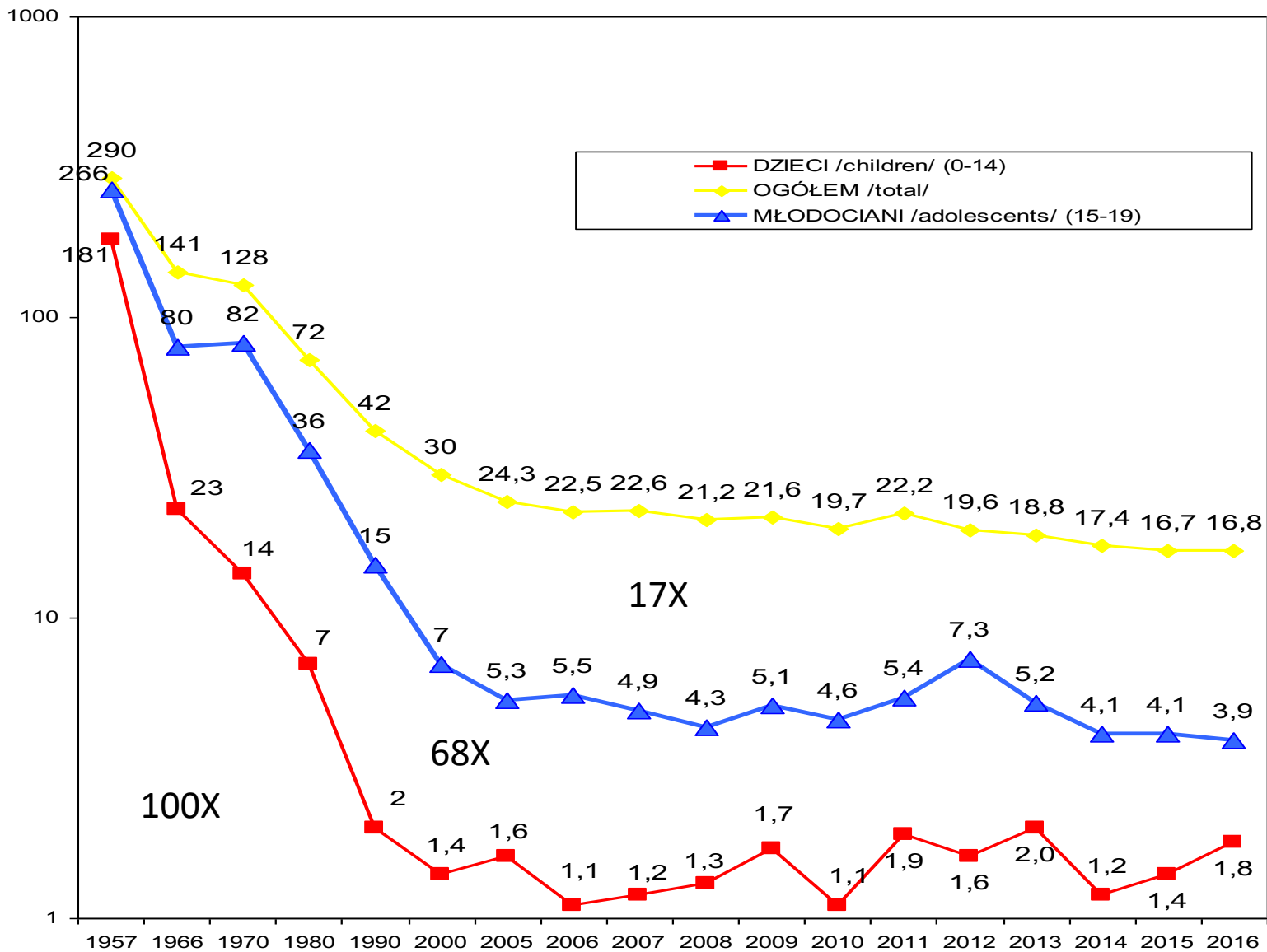
TB in Poland

- Constituting only 0.2% of the total number of deaths, TB does not present the greatest threat to public health in Poland.
- The incidence among children up to 14 is relatively low, making up 0.8% of all TB patients.
- Was AI for HIV in 35 patients (2013)

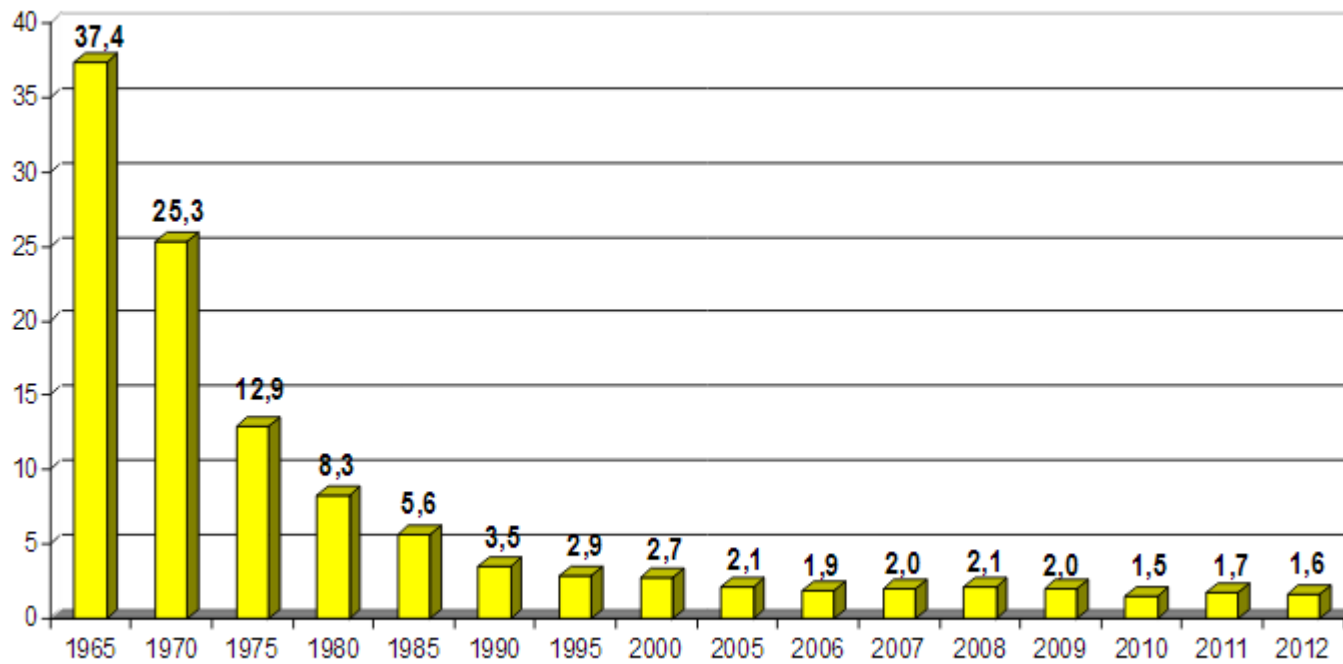
TB incidence in Poland 1990-2014



Tuberculosis in all ages groups, 1957-2016.
Rate per 100.000 population.



TB deaths rates (100000 popul, 2012)



Foreign origin TB cases in Poland

year	Foreign cases	All TB cases	MDR-TB in foreign origin patients	All MDR-TB cases
2012	48	7542	2 (6.4%)	31
2013	54	7250	8 (20%)	40
2014	49	6698	7 (20%)	35
2015	52	6430	5 (14.3%)	35
2016	92 (30 Ukraine)	6444	10 (22%)	46 Data from National TB Register

TB/HIV in Poland

No individualized collection of data about HIV-infected individuals among TB patients

Aggregated data on cases with TB as AIDS indicative disease

20 cases 2015

17 cases 2016

18 cases 2017 (2 foreign born)

TB in Poland

- 5787 of TB cases were reported in Poland in 2017.
- The incidence rate was 18,8 cases per 100000, with large variability between voivodeships from 12,8 to 27,4.
- The proportion of extrapulmonary tuberculosis was 5,7% (460 cases). TB was diagnosed in 62 children (0.8% of all cases, incidence 1,1).
- The incidence among men i.e. 26,8 was three times higher than among women i.e. 11.4. The incidence in rural population was slightly lower than in urban, respectively 19.4 and 19.8.
- There were 44 patients with MDR-TB (1,1% cases with DST results) in 2017.