

WHO Health in Prisons Programme and the minimum public health data set on prison health

Division of Noncommunicable Diseases and Life-Course



Main tasks 2018 (1/2)

- Continue to develop a network of national experts on prison health and expand this network to include WHO Member States outside of the European Region;
- Increase awareness of the prison health database and disseminate collected data through infographics and social media. Develop new functionalities of the database platform and add country profiles to the database;
- Organize a yearly Steering Group meeting with key global stakeholders working in the area of prison health;

Main tasks 2018 (2/2)

- Organize a conference and network meeting with country representatives and key actors on prisons and health (Copenhagen);
- Increase collaboration with the Prison Health Expert Group of the Northern Dimension Partnership in Public Health and Social Well-being (NDPHS) and hopefully hosting a meeting during 2018;
- Perform regular updates of the Partnership for health in the criminal justice system web-based platform; and
- Continue to support the Worldwide Prison Health Research & Engagement Network (WEPHREN) (<https://wephren.tghn.org/>)

Prison health database



Indicator set – 7 domains

Population demographics (7 indicators)

E.g. total number of prisoners, number of female prisoners

Prison health systems (21 indicators)

E.g. government ministry responsible for prison health, health workforce statistics

Risk factors for diseases (10 indicators)

E.g. Risk factor prevalence (smoking, obesity, drug and alcohol use), testing protocols

Disease screening (24 indicators)

E.g. testing protocols, % tested and number of cases (E.g. HIV, Hep B & C, TB), availability of mental health disorder screening

Prevention of communicable and non-communicable diseases (14 indicators)

E.g. availability of disease prevention programmes such as needle exchange, availability of drug-free units

Treatment of communicable and non-communicable diseases (7 indicators)

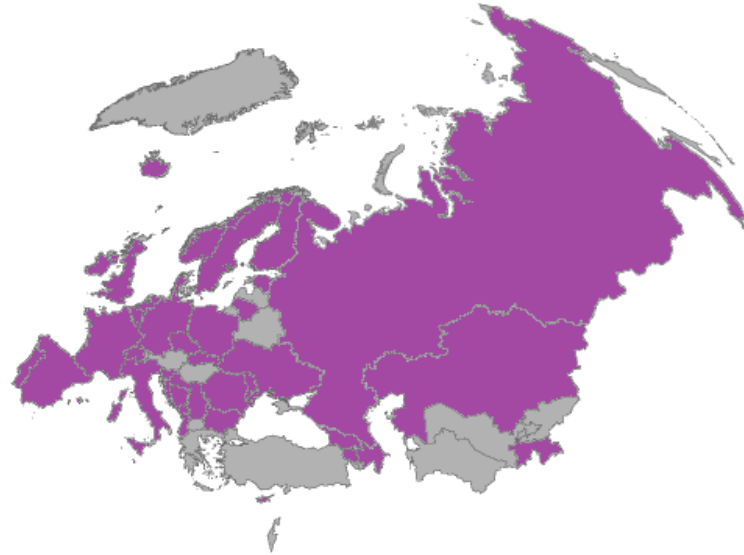
E.g. numbers in treatment for opioid addiction, HIV and Hep C, availability of mental health support

Mortality data (4 indicators)

E.g. total number of deaths, number of <18 deaths, number of deaths by suicide

Participating Member States

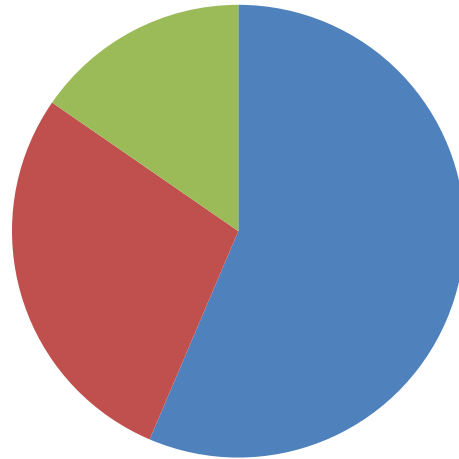
41 Member States (MS) have submitted data



The designations employed and the presentation of this material do not imply the expression of any opinion whatsoever on the part of the Secretariat of the World Health Organization concerning the legal status of any country, territory, city or area or of its authorities, or concerning the delimitation of its frontiers or boundaries.

Who is responsible for prison health

Prison health authority

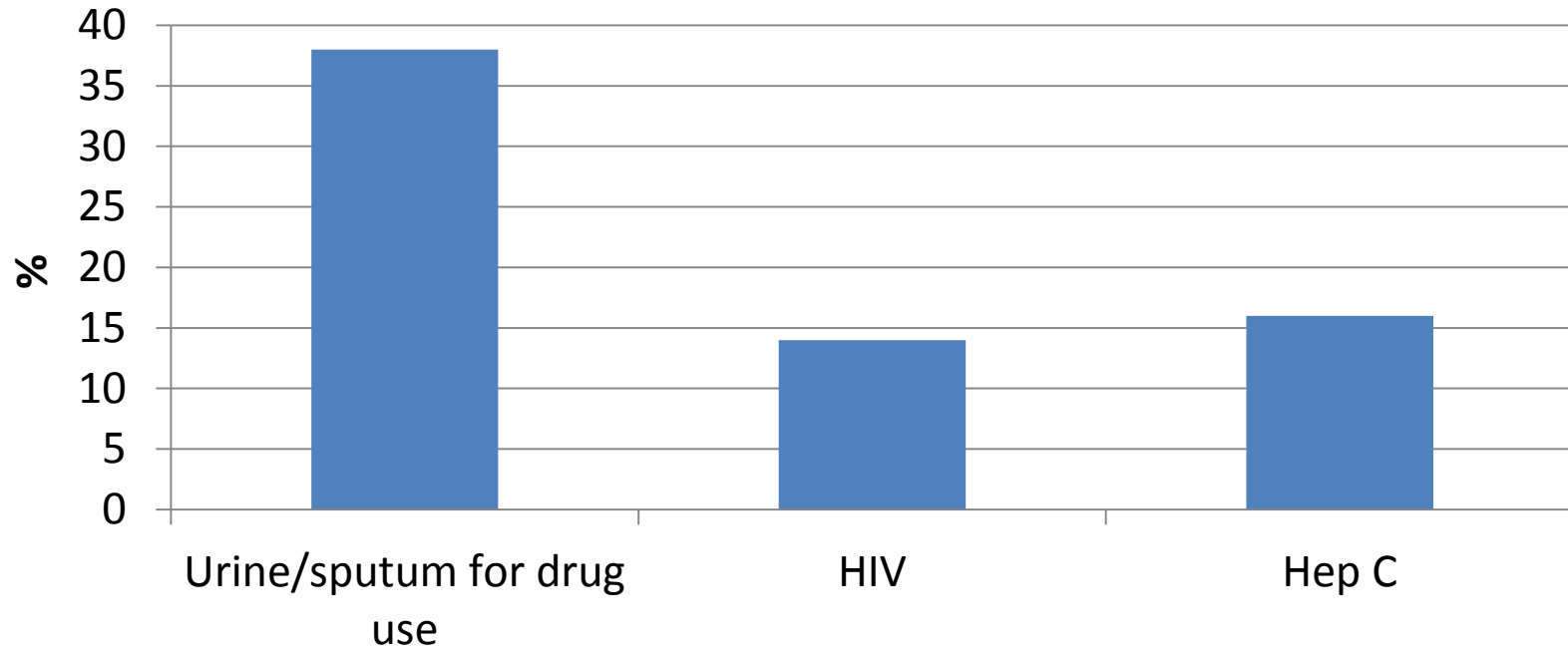


- Justice
- Health
- Mixed

Prevention

- Condoms available in 78% of MS
 - Free of charge in 86% of these MS
- Lubricants available in 35% of MS
 - Free of charge in 92% of these MS
- National guidelines on prevention of post-release drug-related death exist in 43% of MS

Mandatory testing*

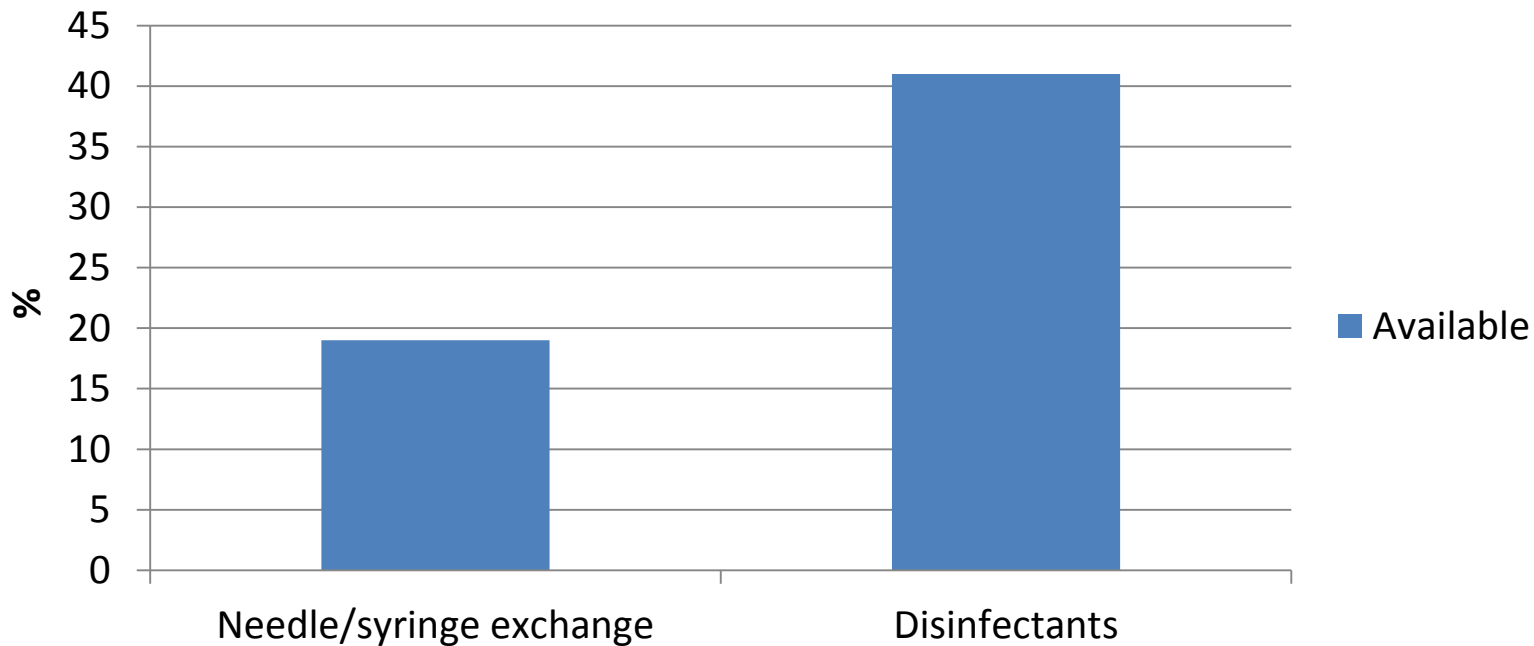


**For all or parts of prison population*

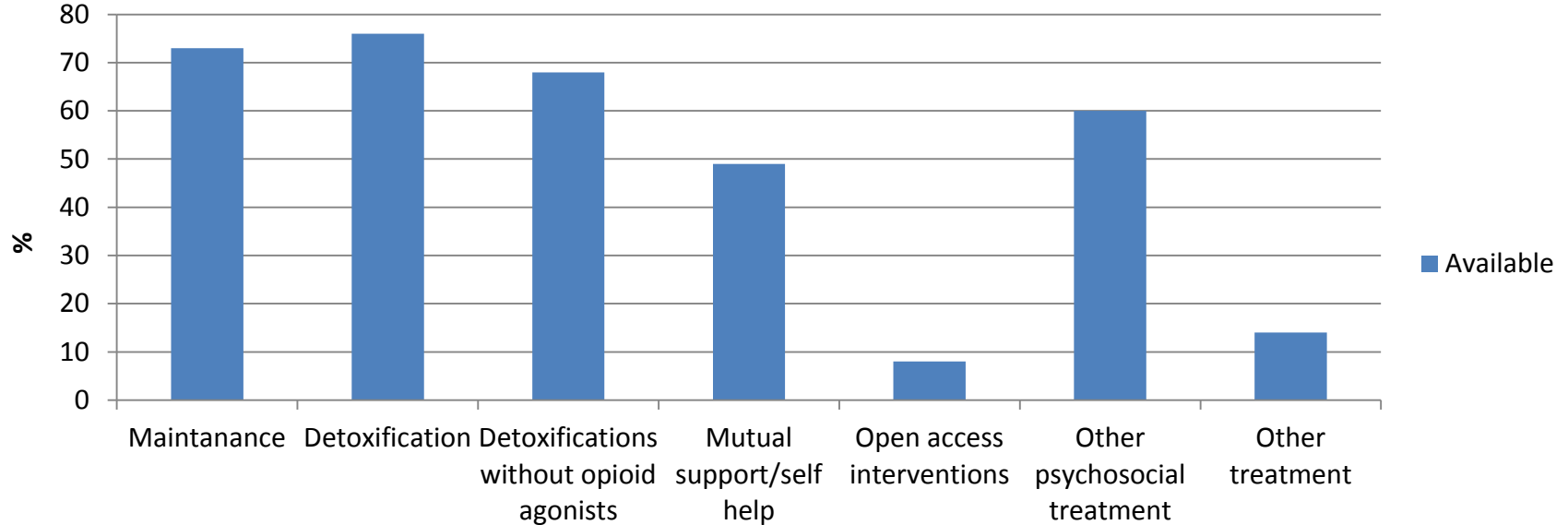
Treatment for HIV and Hep C

- 62% of MS have data on number of prisoners under antiretroviral treatment
- 33% of MS have data on number of prisoners under antiviral treatment for Hep C

Harm reduction



Availability of drugs treatment



Data

- All data are available on the Global Health Observatory
- Country profiles for each participating Member State, including key indicators (June 2018)

Thank you for your attention

